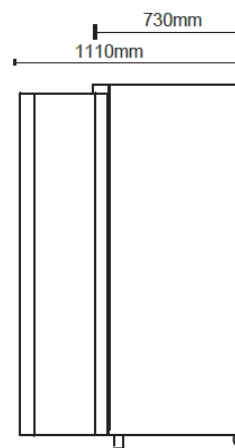
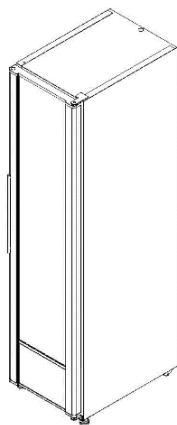
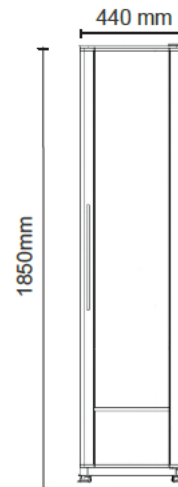


# SPECIFICATIONS



## CC 300 B-USL

CyberChill Slim-line Upright Glass Door Chiller



### SPECIFICATIONS

<b>Refrigeration system:</b>	Electronic controlled, self-contained, bottom mount, split refrigeration unit
<b>Refrigerant:</b>	R600a / 74g
<b>Cabinet Classes:</b>	4M2
<b>Energy Consumption:</b>	4.36 kWh/24h
<b>Cabinet internal volume:</b>	220 litres
<b>Insulation:</b>	35mm thick, high density 0 ODP injected polyurethane insulation
<b>Cabinet temperature range:</b>	+1°C to +4°C up to 35°C ambient
<b>Drainage:</b>	Waste Heat Vaporiser located in service comp. (no plumbing required)
<b>Electrical:</b>	240 Volts a.c. 50 Hz, 1.50 Amps
<b>kWh/24 hr :</b>	4.36
<b>Door:</b>	1 x Self-closing, double LowE, double glazed (safety glass) swing door
<b>Lighting</b>	LED automatic & with manual switch (Interior)
<b>Shelves:</b>	5 x PVC coated wire shelves (+ 1 x bottom PVC shelf)
<b>Weight:</b>	75 kg

### CABINET DIMENSIONS

	<b>External</b>	<b>Internal</b>
<b>Width:</b>	440mm	370mm
<b>Depth:</b>	730mm	625mm
<b>Height:</b>	1810mm*	1450mm
<b>Floor area:</b>	0.32m <sup>2</sup>	